


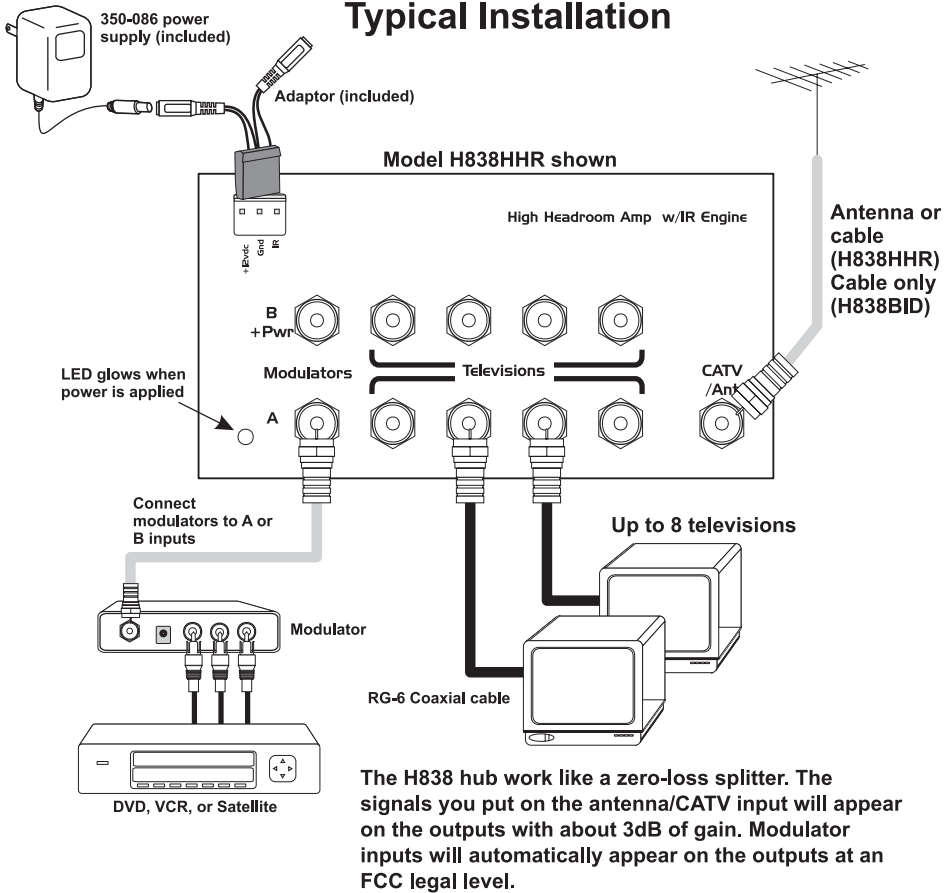
# ChannelPlus Video Hubs

The H838 video hubs distribute antenna or cable signals to up to eight televisions. The hubs provide two video modulator inputs to create new channels and have built-in IR engines to support 5V IR targets.

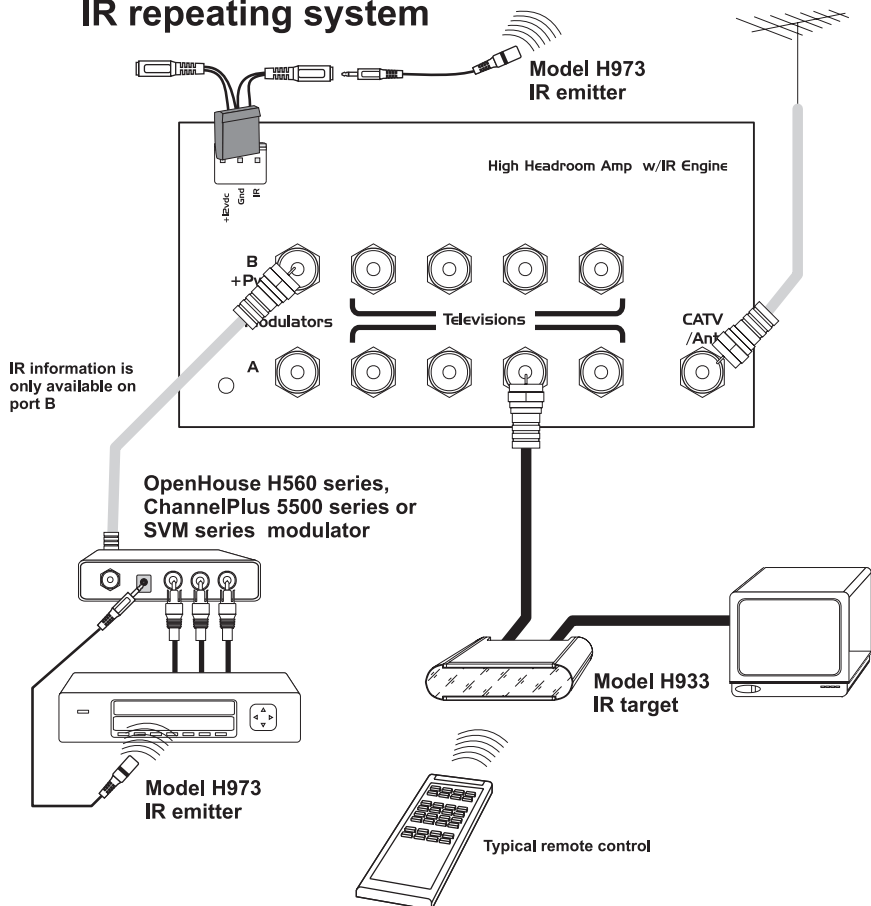


Two models are available. The H838HHR has the isolation required by the FCC for any system that has modulators and an antenna. The H838BID has a 5-42MHz reverse channel to support bidirectional cable systems (cable modems, pay-per-view and interactive cable).

## Typical Installation



## IR repeating system



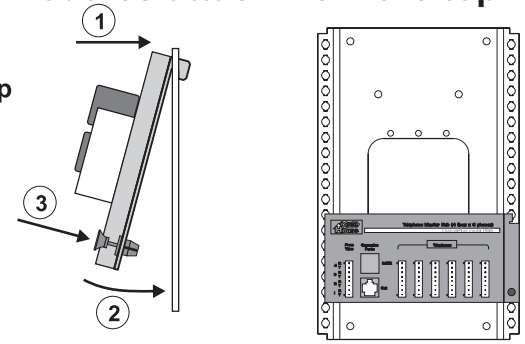
To control your video devices, add a modulator with IR repeating, an IR target and an IR emitter. Point a remote control at the target in the bedroom and IR pulses are repeated by the emitters, controlling the DVD player in the den.

## Expanding the modulator inputs

Add a model H881 active combiner and a single modulator input becomes eight.

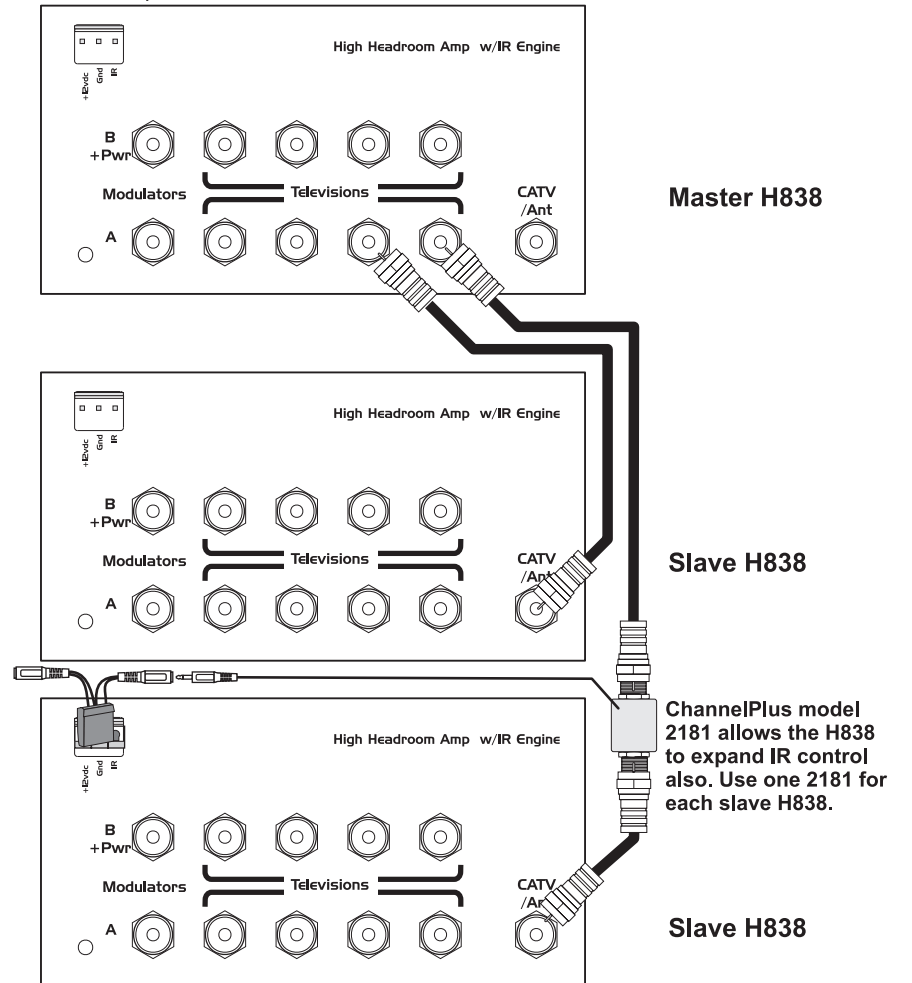
## OpenHouse™ modules attach from the top

- 1) Hook from the top
- 2) Swing into place
- 3) push button to



## Expanding the television outputs

You may connect as many as 8 more H838s to the outputs of a master H838 for a total of 64 television outlets. The longest recommended coax run should not exceed 150'. (That is a total of the coax from master to slave and from slave to TV.)



Specifications: typical @ 25°C ± 5° C

Gain:	H838HHR	H838BID
CATV/Ant input to TV output	3dB	3dB
Modulator input to TV output	-10dB	-10dB
TV output to CATV/Ant input (5-42MHz reverse channel)	na	-15dB
Isolation		
Modulator input to CATV/Ant	>80dB	>35dB
Bandwidth		
Forward	5-1000MHz	54-1000MHz
Reverse	na	5-42MHz
Max CATV/Antenna input (64 channels)	20dBmV	20dBmV
Power supply (370-086 included)	15 VDC @ 300mA	15 VDC @ 300mA

### Things To Watch For:

Herringbone interference on modulator channel (diagonal lines): You may have chosen a channel number that is not completely vacant. Distant UHF stations may not be watchable, but will cause interference if you try to create a new channel at the same frequency. Also, cable companies often have extra signals where there should be none. Try moving the modulator channel to another number. You may have to add a low pass filter to remove the cable company noise. If the filter does not work, try adding a DC-block to remove common mode interference.

Herringbone interference on many channels, including modulator channels (disappears when you remove the CATV/antenna feed): The RF amplifier can be overloaded by abnormally strong signals. Often, you can cure the problem with a simple attenuator. Use a variable attenuator and try to find a signal level where the interference just disappears. Sometimes, the problem is one station is far stronger than the rest. In this case, attenuating all of the signals with a simple attenuator may cause the desired stations to be weak (snowy). You must reduce the strength of the only offending station. A common FM trap will help if the problem is a nearby FM tower. If the problem is a nearby TV station, often the station management can provide suitable filters.

### FCC Requirements:

THIS PRODUCT COMPLIES WITH FCC REQUIREMENTS.  
A SYSTEM USING THIS DEVICE WILL COMPLY WITH FCC REQUIREMENTS.  
USE ONLY VIDEO MODULATORS THAT COMPLY WITH PART 15 OF THE FCC RULES AND HAVE 25dBmV MAX OUTPUT LEVELS. FAILURE TO DO SO MAY VOID THE USER'S AUTHORITY TO OPERATE THIS EQUIPMENT.  
THE H838HHR IS SUITABLE FOR USE WITH AN ANTENNA OR WITH CATV SYSTEMS.  
THE H838BID IS SUITABLE FOR USE WITH CATV SYSTEMS.

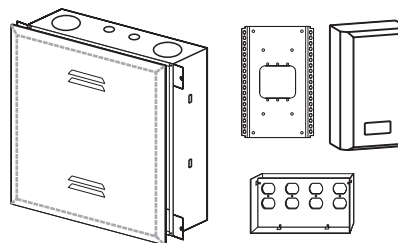


Compatible

## ChannelPlus Enclosures, Modules, Accessories & Wall Plates

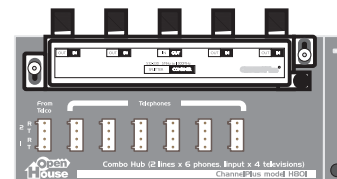
### Service center enclosures

A full line of OpenHouse compatible enclosures, from simple, inexpensive mounting plates to high capacity in-wall cabinets. AC outlets can be mounted inside the cabinets using a UL listed accessory.



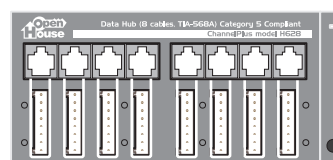
### Starter systems

RF splitters and telephone punch downs. When it is time to upgrade, just snap this module out and replace with one of more of the more sophisticated units.



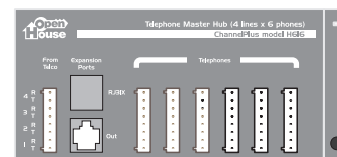
### Data hubs

Termination blocks for the CAT-5 cables, Ethernet hubs. Bring the Internet to any room in the home. Or create a home data network.



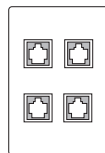
### Telephone hubs

Connections for 1-4 phone lines to every room. Starter hub adds RJ-31X jack for security system dialer.



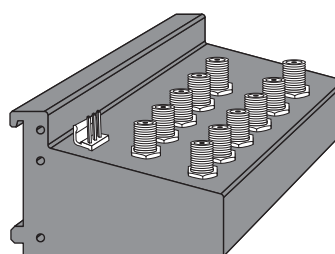
### Wall plates

Wall plate systems for all rooms. The typical room gets TV and telephone. The Home office wall plate adds data ports. The media center wall plate adds satellite feeds.



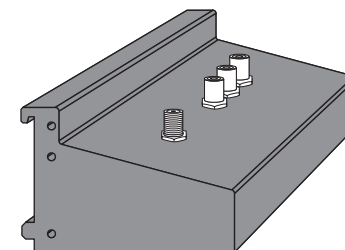
### Coax panels

Distribute antenna or cable TV to every room of the house. Some models include bi-directional amplifiers for interactive cable systems. Some models include modulator inputs and IR engines.



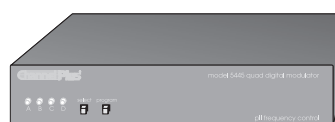
### AV modulators (for service center)

Create a new TV channel for a front door camera. Some models feature Cat-5 input connections.



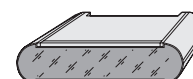
### AV modulators (for media center)

Create new TV channels for DVD, VCR, or a satellite receiver. These modulators sit in the media center. Some offer true MTS stereo.



### IR Accessories

Control video devices from any room.



New OpenHouse products are added all the time. Visit our website to learn more: [www.openhousesystem.com](http://www.openhousesystem.com)

Good ...  
Typical room - phone, TV  
Media center - phone, satellite receiver, AV modulators  
Home office - phone, TV, cable modem  
Better ...  
Typical room - phone, TV, ethernet  
Media center - phone, TV, ethernet, satellite receiver, AV modulators  
Home office - phone, TV, ethernet, cable modem  
Best ...  
Typical room - phone, TV, ethernet, satellite receiver  
Media center - phone, TV, ethernet, satellite receiver, AV modulators, hi-speed data  
Home office - phone, TV, ethernet, satellite receiver, cable modem, hi-speed data

	Good	Better	Best
Typical Room	1 Cat-5 1 RG-6	2 Cat-5 1 RG-6	2 Cat-5 2 RG-6
Media Center	1 Cat-5 3 RG-6	2 Cat-5 2 Cat-5 3 RG-6	3 Cat-5 3 Cat-5 3 RG-6
Home Office	1 Cat-5 2 RG-6	2 Cat-5 2 RG-6	3 Cat-5 3 RG-6

**Wiring a house for OpenHouse**  
The cables in an OpenHouse run from the various rooms of the house directly to the service center location. (This is known as 'home run' wiring.) Two types of wire are used for communication and entertainment: Cat-5, 4-UTP (4 Unshielded Twisted Pairs) wire handles data or 1 to 4 telephone lines. RG-6 coax handles television (antenna or cable), satellite dish, cable modem, or AV modulator signals. (An AV modulator creates new TV channels for front door camera, DVD player, a VCR or a satellite receiver.) We recommend the following pre-wire schemes. Run these wires from the service center to the rooms indicated.

**3 x 8 Video Hubs  
H838HHR & H838BID  
ChannelPlus**



**Linear**  
Building On Innovation.

USA & Canada (800) 421-1587 & (800) 392-0123  
(760) 438-7000 - Toll Free FAX (800) 468-1340  
[www.linearcorp.com](http://www.linearcorp.com)

#### LIMITED WARRANTY STATEMENT

Linear LLC warrants this product to be free from defects in material and workmanship for 2 years. The time period will be measured using the date code labeled on the product. Linear LLC is not responsible for damage to the product resulting from the buyer's improper handling, stocking or warehousing of the product. Any implied warranty arising from the sale of the product including implied warranties of merchantability and fitness for purpose are limited. Linear LLC shall not be responsible for any losses, damages or expenses, whether direct, consequential, or incidental arising from the use or the inability to use the product. Some states and countries do not allow limitations or how long an implied warranty lasts or the exclusion or limitation or incidental or consequential damages, so the above exclusions may not apply. The Linear LLC warranty gives specific legal rights in addition to other rights, which may exist and vary from state to state and country to country.

The warranty is limited to repair or replacement of products returned, freight prepaid, to Linear LLC, there is NO PROVISION FOR LABOR COST OR OTHER REIMBURSEMENTS OF ANY KIND.

- Failures due to product abuse, such as negligence, improper use, and electrical surge including damage from lightning, water damage or other damage due to natural disasters are not covered by the warranty. The most common form of product abuse is surge damage caused by lightning.
- The warranty shall also be voided by any tampering with the date code, labels or other markings on the product.
- Products that are damaged in transit to Linear LLC due to improper packaging or by the carrier (shipping company) will not be covered under the warranty. If the product was damaged or lost by the carrier, it is the sender's responsibility to create a claim against the carrier.
- The user is responsible for all labor costs associated with removing, reinstalling and returning the product to Linear LLC.

Linear LLC, at its option, will repair or replace the defective product. Replacements will be made from B-Stock, if an exact replacement is not available, Linear LLC, at its option, will select the nearest equivalent product. The user is responsible for freight charges to Linear LLC. Linear LLC will return warranted repaired or replacements by UPS Ground or an equivalent service. A customer may pay the additional costs for second-day or next-day service.

All products returned for warranty service require a Return Product Authorization Number (RPA#). Contact Linear Technical Services at 1-800-421-1587 for an RPA# and other important details.