

Overview

2-Channel Video Multiplexers transmit two channels of full-frame, real-time video over a single fiber. They accept monochrome and color signals in NTSC and PAL formats. The multiplexers consist of a two-channel transmitter and receiver, with both units available in standalone and rack configurations. S703V models feature multimode operation, while S7703V models operate over one single mode fiber.

Exceptional Performance

Full-frame, real-time video transmission delivers all the video captured by the camera. A bandwidth of 8 MHz enable the multiplexers to transmit extremely clear, high-resolution images. FM modulation assures that the image quality remains high over the full operating distance.

Superior Diagnostics

The SMARTST™ diagnostic technology provides built-in diagnostic tools including LEDs that monitor the operating status of the video and optical signals.

Standard Features

- One-way transmission of two real-time, full frame video channels over one fiber.
- Single and multimode models available
- Supports all major video formats
- 640 TV lines resolution
- 60 dB Video SNR
- 8 MHz video bandwidth
- Optical AGC
- 13 dB optical budget
- Operating distance up to 27 miles (43 km), depending on the model
- Standalone or rack configurations

2-Channel Video Multiplexer

S703V and S7703V



U.S.
T (561) 998-6100
T 888-GE-SECURITY
888-(437-3287)
F 561 998 6224

Canada
T 519 376 2430
F 519 376 7258

Asia
T 852-2907-8108
F 852-2142-5063

Australia
T 61-3-9676-1300
F 61-3-9646-7005

Europe
T 32-2-719-9847
F 32-2-719-9846

Latin America
T 305-593-4301
F 305-593-4300

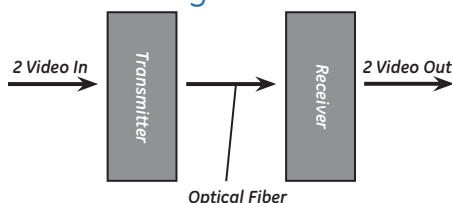
www.gesecurity.com

© 2005 General Electric Company
All Rights Reserved

Specifications

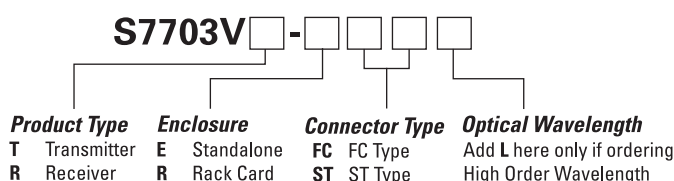
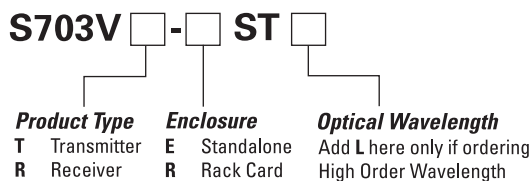
Video	S703V (Multimode)	S7703V (Single Mode)
Channels	2	
Format	NTSC, PAL, SECAM, EIA, CCIR	
Input/Output Signal	1.0 V p-p composite	
Bandwidth	8 MHz	
Signal-to-Noise Ratio	60 dB	
Video Resolution	640 TV lines	
Input/Output Impedance	75 ohms	
Differential Phase	3°	
Differential Gain	3%	
Optical		
Mode	Multimode	Single Mode
Optical Budget*	13 dB	
Emitter	Laser	
Wavelength	850 nm or 1300 nm (Depending on model)	1310 nm or 1550 nm (Depending on model)
Operating Distance**	Up to 11 mi (18 km) (Depending on model)	Up to 27 mi (43 km) (Depending on model)
Modulation Type	Frequency modulation	
Gain Control	Optical Automatic Gain Control (OAGC)	
Electrical		
Input Power, Standalone Units	Transmitter: 13.5 VDC regulated Receiver: 13.5 VDC regulated	
Input Power, Rack Units	13.5 VDC regulated	
Current Requirement	200 mA	
Power Consumption	3 W	
Power Factor	2 (rack units only)	
Protection	Solid-state short circuit protection	
Optional Power Supply	Model 613P	
Environmental		
Operating Temperature	-40 to 167 °F (-40 to 75 °C)	
Maximum Humidity	95% relative, noncondensing	
Mechanical		
Dimensions (HWD)	Standalone Transmitter: 5.0" x 4.8" x 1.5" (127 x 122 x 38 mm) Standalone Receiver: 9.3" x 6.33" x 1.15" (236 x 161 x 29 mm) Rack: 1 slot (1.0")	
Weight	Standalone Transmitter: 1.21 lbs (0.55 kg) Standalone Receiver: 1.36 lbs (0.61 kg) Rack: 0.75 lbs (0.34 kg)	
Construction	Polycarbonate (standalone Tx); Aluminum (rack & standalone Rx)	

Related Diagram



Ordering Information

Use the Configurators below to select the options available for these products.



* Optical Budget based on 62.5 μm fiber, for 50/125 μm fiber subtract 3 dB.

** Operating distance is approximate and assumes best fiber. It will be affected by the type and number of splices in the fiber. Refer to update No. TB00-005, which can be found at www.gesecurity.com

As a company of innovation, GE Security reserves the right to change product specifications without notice. For the latest product specifications, visit GESecurity online at www.GESecurity.com or contact your GE Security sales representative.
S703V-2006-09-2