



Strong enough to handle any impact



Low Light, WDR, Day & Night
Vandal-Proof Color Dome Camera

SVD-4120A

www.samsungcctv.com



Built-in SSNR chip
Originally Developed by Samsung Techwin

Crisp and clear images in any light

Samsung Techwin's new color vandal dome SVD-4120A series are high resolution color cameras equipped with 1/3-inch double scan CCD and Super Vision II_{plus} DSP which delivers a powerful dynamic range. These cameras produce crisper images, even in severe lighting conditions of large contrasts between light and darkness. With SSNR, it reduces random and fixed noise under low illumination and produces higher S/N ratio and no Ghost Effect. Also the units permit high quality pictures to be captured in low minimum 0.003 Lux at F1.2 condition.

The unit is a high-performance camera which is available in flush or surface mount. With die-cast aluminum bodies and 3.5mm thick polycarbonate dome, the unit catches the perfect image at any time and any place without damage to the camera. Features are motion detection, wide white balance, privacy zone masking, powerful electronic shutter control, OSD, 2.5X/2.4X varifocal lens, 500TV lines of horizontal resolution, and dual voltage of 24VAC and 12VDC.



Crisp & Clear Images

24-Hour Surveillance



- Ultra Low Light



Min. 0.003 Lux

- No Ghost Effect



DNR



SSNR

- Super Vision II_{PLUS} / WDR (Wide Dynamic Range)



Normal




BLC



WDR (SVI_{PLUS})

- Day & Night Switching



Day



Night

- High Resolution : 500TVL



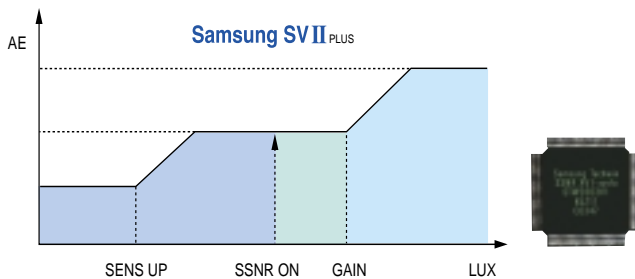
Actual Size

Extreme Sensitivity, SSNR



Outstanding Picture Quality with SSNR Improved Sensitivity without Ghost Effect

The SVD-4120A provides a clear and crisp image of 500TV lines. With Samsung SSNR, the SVD-4120A reduces random and fixed noise under low illumination and produces a higher Signal to Noise ratio and no Ghost Effect. Moreover, the camera's recorded image is smaller than that of normal cameras. This increases the recording capacity of a DVR under low illumination. The camera has the effect of reducing a DVR's recorded file size by 70 percent when using a MPEG format DVR and 40 percent when using a JPEG format DVR.



DNR



SSNR



24-Hour Surveillance with Day & Night function High Sensitivity Minimum 0.003 Lux

The SVD-4120A is a high sensitive camera which require minimum illumination of 0.003 Lux. It enables users to see subjects in near complete darkness in color mode. Lighting conditions are no longer a consideration when installing a surveillance system. In low light, the unit converts the image from color to monochrome gradually.



Day




Night



Powerful Wide Dynamic Range (WDR)

The aim of backlight compensation technology is to allow the camera to find the best picture conditions in any environment and automatically give the necessary light level compensation, so that users can always obtain a clear picture, the finest detail and perfect light contrast. Most cameras only sense 20% of the picture at the centre of the screen, on an area preset by the manufacturer, which often gives a clear image in this portion of the screen but can cause the bright background to "white out".

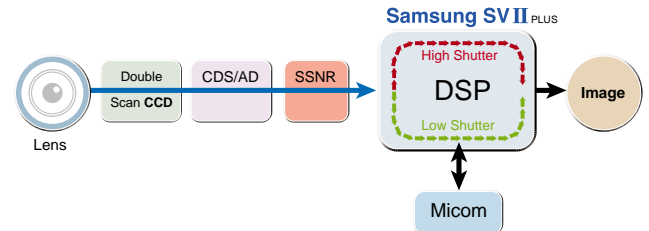
Samsung Techwin's SVII^{PLUS} WDR technology helps to get detailed information from the dark part without saturation from the bright part. There is no limitation of zone area with the perfect backlight compensation and the color image is crisper than any other BLC functions. It combines two fields which are high shutter speed exposure in bright areas and low shutter speed exposure in dark areas into one composite image.



Normal

BLC

WDR (SVII^{PLUS})

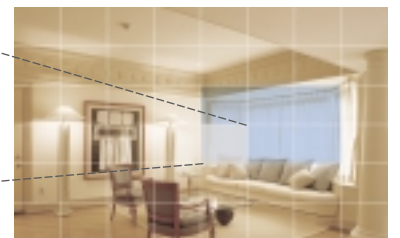


Motion Detection

The unit transmits an alarm signal when it detects motion on the screen. If the camera is connected with an external alarm, the operator can be alerted by an audible alarm. This feature is useful when the user has to monitor several screens simultaneously. Up to 48 zones can be assigned with individually adjustable sensitivity, using OSD menu.



Motion Detected



- MD1 : Detecting the motion by outline or difference of a color tone (Useful for daytime, bright area)
- MD2 : Detecting the motion by the variation of brightness (Useful for nighttime, dark area)

Absorb the impacts with perfect vandal-proof design



Shock resistant design absorbs external shocks


The SVD-4120A is equipped with die-cast aluminum bodies and 3.5mm thick polycarbonate dome. The unit is durable enough to withstand strong external impacts such as by a hammer of approximately 16 pounds. It is the result of the severe impact test using a modified method of 'UNDERWRITERS LABORATORIES(UL) STANDARD IMPACT TEST PROCEDURE'

Moreover security hexa screws of the dome camera are used for preventing any attempts to steal or break the camera.



IP66 Approved / Dust and Rain Resistant

With dust and rain resistant design which meets IP66, the unit can be installed outside under building eaves or places that are exposed to the dust and rain.



Easy installation


The unit is installed by two types of installation with flush or surface mount. When the camera is installed with flush mount, the unit can be installed into an existing two-gang junction box.



Flush Mount

Surface Mount

It is possible to connect the additional video-output to control the camera image in installing the camera on the spot monitor screen.



Powerful Automatic White Balance

Automatic white balance technology is a useful function of adjusting of color temperature in indoors and outdoors. The color of the conventional camera is inclined to blue or red. Generally the color temperature of indoor ranges approximately from 2,500K to 4,000K with red.

On the other hand, the color temperature in outdoor ranges from 7,000K to 10,000K with blue. But Samsung Techwin's automatic white balance technology makes a true color image without tending to red or blue color.

With the powerful automatic white balance, user can select the white balance according to the circumstance.



ATW

(Auto Tracking White balance) :


At the situation of luminance level or color temperature is changed frequently

- W-ATW : Color Temperature 2,400 - 12,000 °K (Fluorescent Lamp, Outdoor)
- S-ATW : Color Temperature 1,800 - 6,000 °K (Sodium lamp, Inside the tunnel)



Built-in Auto-Iris 2.5X/2.4X Varifocal Lens

The SVD-4120A includes a built-in auto iris lens available in 2.4X (2.5 to 6.0mm) and 2.5X (3.8 to 9.5mm) varifocal lens configurations, so the dome can be employed in a wider variety of applications. The viewing angle of the camera can be adjusted 360 degrees horizontally and tilted 90 degrees allowing for easy changes after installation.



2.5X



Privacy Image Masking with Free Position

To comply with privacy requirements up to 4 zones can be electronically masked, each with individual size and position.



Dual Power (24VAC / 12VDC)

The unit accepts either 24VAC or 12VDC power sources and will automatically switch to the appropriate mode upon receiving power.



SVD-4120A

Features

- Crystal & Clear Image with SSNR
- Vandal Resistant, Rugged & High Impact
- Protection Against Rain & Wind (IP66)
- Built-in Auto Iris 2.5X/2.4X Vari-focal Lens
- 0.003 Lux (Sens-up mode), High Res. 500TVL
- Local video output for setup
- WDR, Day & Night, Motion Detection
- Two types of installation (Flush or Surface Mount)
- Dual Voltage 24VAC / 12VDC

Dust and Rain Resistant
IP66 Approved





Vandal-proof

Withstand the impacts
approximately 16 pounds



Powerful Multi-functions


- Built-in Auto Iris 2.5X/2.4X Varifocal Lens




- Motion Detection



- Privacy Image Masking



- Automatic White Balance



Low Light, WDR, Day & Night
Vandal-Proof Color Dome Camera

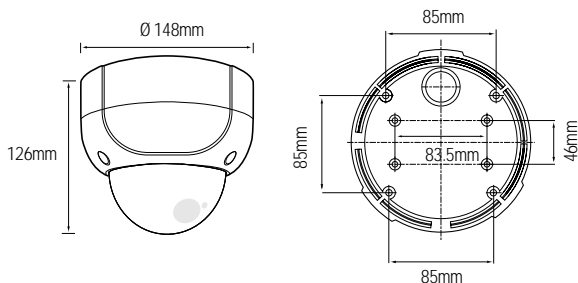
SVD-4120A



Specifications

Model	SVD-4120AN	SVD-4120AP	SVD-4120ANW	SVD-4120APW
Power Source	12VDC / 24VAC compatible			
Power Consumption	280mA (DC) / 3.8W (AC)			
Image Sensor	1/3", Vertical double density interline CCD			
Total Pixels	811(H) x 508(V), 1/3" CCD	795(H) x 596(V), 1/3" CCD	811(H) x 508(V), 1/3" CCD	759(H) x 596(V), 1/3" CCD
Effective Pixels	768(H) x 494(V), 1/3" CCD	752(H) x 582(V), 1/3" CCD	768(H) x 494(V), 1/3" CCD	752(H) x 582(V), 1/3" CCD
Lens Type	2.5X Varifocal, f= 3.8-9.5		2.4X Varifocal, f= 2.5-6.0	
Maximum Aperture Ratio	1: 1.3 - 2.0		1: 1.3 - 1.9	
Angle of View	H: 74.2° ~ 30.0°, V: 54.0° ~ 22.4°, D: 96.8° ~ 37.4°		H: 108.2° ~ 47.6°, V: 80.4° ~ 35.6°, D: 136.6° ~ 59.4°	
Scanning System	2:1 Interlaced 525 Lines / 60 Fields / 30 Frames	2:1 Interlaced 625 Lines / 50 Fields / 25 Frames	2:1 Interlaced 525 Lines / 60 Fields / 30 Frames	2:1 Interlaced 625 Lines / 50 Fields / 25 Frames
Synchronization	Internal / Line Lock selectable			
Video Output	1.0V[p-p] NTSC Composite, 75W/BNC Connector	1.0V[p-p] PAL Composite, 75W/BNC Connector	1.0V[p-p] NTSC Composite, 75W/BNC Connector	1.0V[p-p] PAL Composite, 75W/BNC Connector
Resolution	500TV Lines			
Wide Dynamic Range	ON / OFF / AUTO			
Gain Control	AGC-L, AGC-H, OFF Selectable			
Electronic Shutter Speed	1/60 ~ 1/200,000sec	1/50 ~ 1/200,000sec	1/60 ~ 1/200,000sec	1/50 ~ 1/200,000sec
Sens Up	Built-in (selectable limit ~ X128)			
Iris Mode	DC Drive			
White Balance	W-ATW / S-ATW / AWC / MANUAL			
Min. Illumination	0.003 Lux (Sense-up) / 0.3 Lux (F1.3)			
S / N (Y signal)	50dB (AGC Off)			
Motion Detection	MD1 / MD2 / OFF			
O.S.D	Built-in			
SSNR	Low / Middle / High / Off			
Privacy Function	ON / OFF (4 Programmable Zone)			
Operating Temperature	-10°C ~ +50°C (14°F ~ 122°F)			
Operating Humidity	30% ~ 90% RH			
Dimension	Ø148(W) x 126(H)mm			
Weight (W/O Lens & Power Cord)	1.4kg			
Angle	Panning: 340° / Tilt: 70°			

Dimensions



Optional Accessories

Pendant Mount Wall Mount



STB-319VP



STB-249VW



www.samsungcctv.com

SAMSUNG TECHWIN CO., LTD

145-3 Sangdaewon 1-Dong, Jungwon-Gu,
Sungnam, Kyungki-Do, Korea 462-121
TEL: +82-31-740-8137~8141 FAX: +82-31-740-8145

SAMSUNG OPTO-ELECTRONICS AMERICA, INC.

ELECTRONIC IMAGING DIV.
40 Seaview Drive, Secaucus NJ 07094, U.S.A
TEL: +1-201-902-0347 FAX: +1-201-902-0429
Homepage: www.samsungcctv-info.com

SAMSUNG TECHWIN MOSCOW OFFICE

LENNINGRADSKY PR-KT, 37-A. KORP.14
RUSSIA, 125167, MOSCOW
TEL: +7-095-258-9296, 9298 FAX: +7-095-258-9297

SAMSUNG OPTO-ELECTRONICS UK LTD.

Samsung House, 1000 Hillswood Drive
Hillswood Business Park Chertsey Surrey KT16 OPS
TEL: +44 (0)1932 455 308 FAX: +44 (0)1932 455 325

TIANJIN SAMSUNG OPTO-ELECTRONICS CO.,LTD

7 Pingchang Rd, Nankai Dist, Tianjin, P.R China
Post Code: 300190
TEL: +86-22-27614724 (33821) FAX: +86-22-27616514

Design and specifications are subject to change without notice.

■ DISTRIBUTED BY

